

BRING

STOSA
CUCINE

UN PATRIMONIO DI MEMORIA
E FUTURO

Qualità, tradizione e forza nel prezzo: sono questi gli ingredienti, che sapientemente dosati, hanno permesso a Stosa Cucine di mettere a punto la "ricetta giusta" per ottenere un prodotto eccellente e conquistare un'importante primato nel mercato.

Qualità, non significa solo bontà del prodotto, per Stosa Cucine è anche il risultato di un'approfondita ricerca nel design, nella tecnologica e nell'ampliamento della gamma dei modelli, sostenuta da costanti investimenti produttivi. Per un miglioramento continuo.

Forza nel prezzo: ovvero costruire cucine garantendo il miglior rapporto qualità/prezzo. Ad un prodotto pregiato corrisponde una spesa accessibile.

Tradizione: da oltre quarant'anni dietro ad ogni modello Stosa Cucine vi sono tutta la passione e la genuinità di una famiglia, quella del presidente Maurizio Sani che, assieme ai figli David, Mauro e Leonardo, guida con successo l'azienda verso promettenti orizzonti.

A HERITAGE OF MEMORY
AND FUTURE

Quality, tradition and strength in the price: these are the ingredients which, carefully dosed, have enabled Stosa Cucine to prepare the "right recipe" for obtaining and excellent product and achieving an important lead in the market.

Quality doesn't only mean goodness of the product. For Stosa Cucine it is also the result of in-depth research in the design, technology and in widening the range of models, backed by ongoing productive investments. For ongoing improvement.

Strength in the price: i.e. making kitchens and guaranteeing the best value for money.

A quality product at an affordable price.

Tradition: for over 40 years, behind every Stosa Cucine model there has always been all the passion and genuineness of a family, and namely that of chairman Maurizio Sani who, together with his children David, Mauro and Leonardo, successfully leads the company towards promising horizons.



Maurizio Sani
Presidente di Stosa Cucine

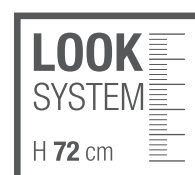
BRING



BRING *plus*

ELEMENTI CURVI PER UN DESIGN DI FORTE PRESA

CURVED ELEMENTS FOR
AN EYE-CATCHING DESIGN



01 ELEMENTO
CURVO
TERMINALE
CURVED
TERMINAL
ELEMENT

02 CAMBIO
PROFONDITÀ
CHANGES
IN DEPTH


03 ANTA
CURVA
CON
PRESA
MANIGLIA
CURVED DOOR
WITH HANDLE GRIP

01

ELEMENTO CURVO TERMINALE CURVED TERMINAL ELEMENT

Elementi curvi terminali per colonne, basi, pensili e penisole.

Curved terminal elements for column units, base units, wall units and peninsulas.



02

CAMBI PROFONDITÀ CHANGES IN DEPTH

Elemento lineare di raccordo sagomato a sinusoidale per pensili con presa maniglia.

Linear joining element with curved shape for wall units with handle grip.




03

ANTA CURVA CON PRESA MANIGLIA CURVED DOOR WITH HANDLE GRIP

Anta presa maniglia in strutturato per elementi curvi.

Structured handle grip door for curved elements.





Bianco Onda
Onda White

Tranchè Perla
Pearl Tranchè

Conchiglia
Shell

Grigio Lava
Gray Lava

LAMINATI LAMINATED
STANDARD

BRING

Spessore anta **23 mm.**
Door thickness 23 mm.

LACCATI LACQUERED
STANDARD



Bianco opaco
Matt white

Bianco lucido
Gloss white

Melanzana lucido
Gloss aubergine



COLORS

Spessore anta **23 mm.**
Door thickness 23 mm.

LACCATI

LUCIDI
OPACHI

LACQUERED

GLOSS
MATT



DEDICATA A CHI AMA LE CURVE

DEDICATED TO THOSE WHO LIKE CURVES

Composizione 01
BRING. Basi, pensile da 48 e colonna in laminato bianco onda, pensile COLORS da 72 in laccato piombo opaco. Base units, 48 cm wall unit and column unit in onda white laminate, 72 cm matt lead grey lacquered wall unit COLORS.

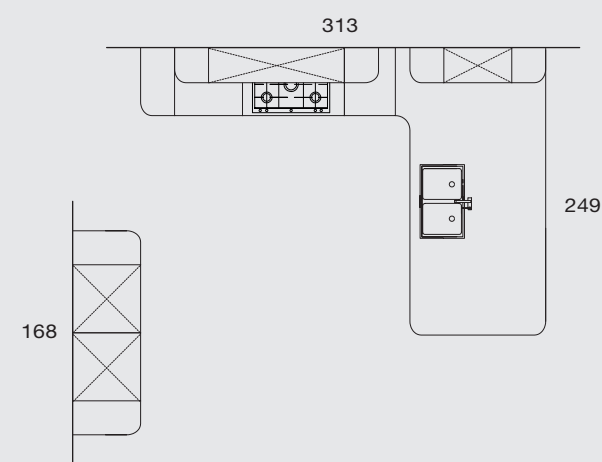
Bring laminato laminated
Colors laccato opaco matt lacquered



Bianco Onda
Onda White
STANDARD

Piombo
Lead

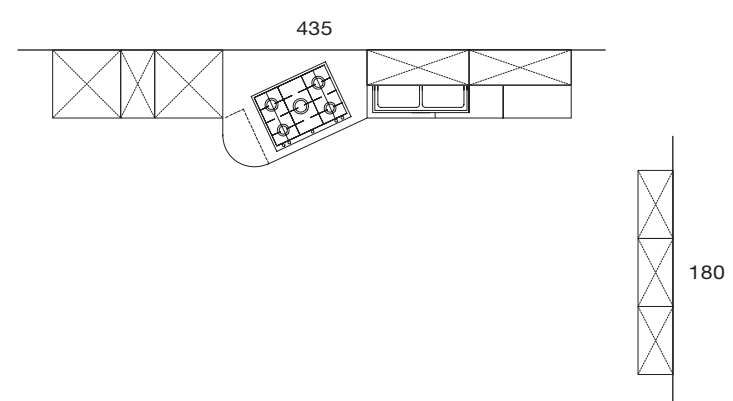
Composizione 01







Composizione 02



Composizione 02
BRING. Basi e colonne con ante in laminato bianco onda, pensili COLORS con ante telaio in laccato opaco piombo e vetro liscio semitrasparente satinato.
 Base units and tall units with doors in white wave laminated, COLORS wall units with framed door in varnished matt lead and semi-transparent satin smooth glass.

Bring laminato laminated



Bianco Onda
 Onda White
 STANDARD

Colors laccato opaco matt lacquered



Piombo
 Lead



PRETENDETE I VOSTRI SPAZI!

CLAIM YOUR SPACE!

PIÙ SPAZIO, SENZA RINUNCIARE A LINEE ESSENZIALI E CONTEMPORANEE: L'IMPECCABILE DESIGN CELA NUMEROSE SOLUZIONI, PER GARANTIRE AD OGNI UTENSILE LA COLLOCAZIONE PIÙ COMODA E ADEGUATA. CASSETTI E CESTONI CAPIENTI SONO PERFETTI PER ACCOGLIERE STOVIGLIE E PENTOLE, L'ANTA A RIBALTA CONSENTE APERTURE E CHIUSURE RAPIDE, LA COLONNA ESTRAIBILE SI RIVELA INDISPENSABILE PER RIPORRRE BOTTIGLIE E OGGETTI INGOMBRANTI.



More space, without forgoing essential and contemporary lines: the faultless design conceals numerous solutions, so that every utensil is in the handiest place. Large drawers and containers are ideal for keeping pots and dishes, whereas the flap door enables quick opening and closing, and the pullout column unit proves to be indispensable for holding bottles and bulky things.

UN MATRIMONIO PERFETTO

PERFECT COMBINATION



LIVING IN CUCINA


LA ZONA OPERATIVA DELLA CUCINA SI INTEGRA CON EQUILIBRATA DISINVOLTURA ALLA ZONA LIVING PER UN NUOVO CONCETTO DI ABITARE. LE BASI SOSPESE, CON L'INNOVATIVA PRESA MANIGLIA, CREANO UNA LINEA DI COMUNICAZIONE FRA GLI AMBIENTI.

KITCHEN LIVING AREA

The kitchen area naturally joins the living area for a new home concept. The suspended base units, with innovative handle grips, create a line of communication between the two settings.



Bring laminato laminated



Bianco Onda
Onda White
STANDARD

Colors laccato opaco matt lacquered






Piombo
Lead

DESIGN ESCLUSIVO

EXCLUSIVE DESIGN

Composizione 03

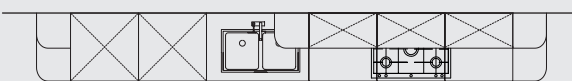
BRING. Basi e colonne midi in laminato bianco onda, pensili COLORS laccato perla opaco e vani a giorno in laccato bianco opaco. Base units and midi column units in onda white laminate, matt pearl lacquered wall units COLORS and matt white lacquered open compartments.

Bring	laminato laminated	Bring	laccato opaco matt lacquered	Colors	laccato opaco matt lacquered
					
Bianco Onda Onda White STANDARD		Bianco White STANDARD		Perla Pearl	

Composizione 03



444







PIANI PENISOLA

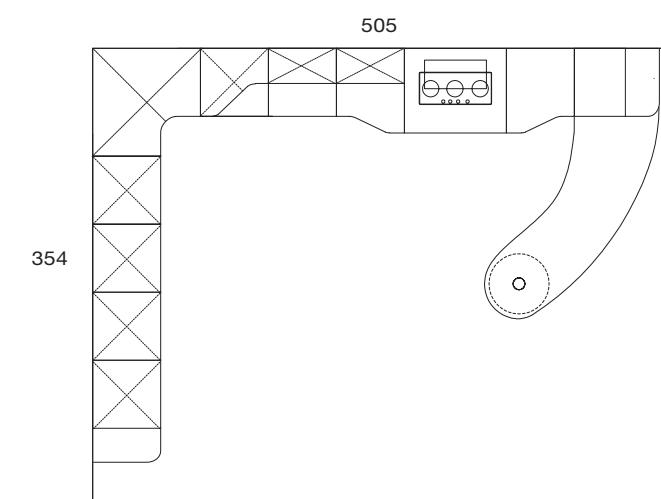
PENINSULA TOPS

IL SUPPORTO SAGOMATO È STATO DISEGNATO PENSANDO AL TACCO 12, SINTESI DI UN GLAMOUR E DI UNA FEMMINILITÀ CHE ABBIAMO VOLUTO RISPECCHIARE NELLA NOSTRA CUCINA, UN OMAGGIO AL FASCINO DELLE DONNE.

The shaped support has been designed with an eye to the heel 12; a combination of glamour and femininity that we wanted to reflect in our kitchen, as a tribute to women's charm.



Composizione 04  h 72 cm



Composizione 04
BRING. Composizione angolare con penisola e supporto bancone in laminato tranchè perla. Corner composition with peninsula and counter support in pearl tranché finish in laminate.

Bring laminato laminated



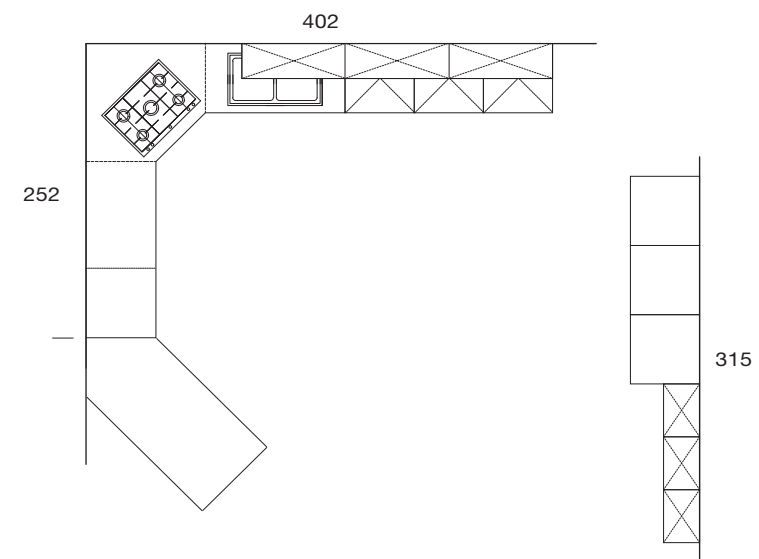
Tranchè Perla
 Pearl Tranché
 STANDARD





Composizione 05

LOOK SYSTEM
H 72 cm



Composizione 05

BRING. Basi e colonne midi con ante in laminato tranchè perla, pensili con ante telaio in laminato tranchè perla e vetro liscio semitrasparente satinato. Basi sospese e colonne con ante telaio in laminato tranchè perla e vetro liscio semitrasparente satinato. Base units and midi tall units with doors in distinct pearl laminate, wall units with framed door in distinct pearl laminate and semi-transparent satin smooth glass. Wall-mounted base units and tall units with framed door in distinct pearl laminate and semi-transparent satin smooth glass.

Bring laminato laminated



Tranchè Perla
Pearl Tranchè
STANDARD



VOLUMI IN ARMONIA

LE COLONNE VETRINA IN VETRO SATINATO SI APRONO AD UN NUOVA IDEA DI ZONA LIVING. INTEGRANDOSI CON L'AMBIENTE CUCINA, CON EQUILIBRATA DISINVOLTURA, CREANDO UN UNICO, ELEGANTE OPEN SPACE.

VOLUMES IN HARMONY

The display case column units in frosted glass reveal a new idea of the living area, naturally and harmoniously combining with the kitchen setting to create a single, elegant open space.






FASCINO NORDICO

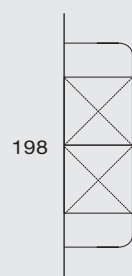
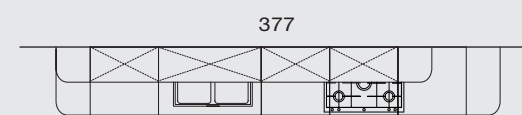
NORDIC CHARM

Composizione 06

BRING. Basi in laminato tranchè perla, pensili in laccato bianco opaco, colonna e vani a giorno **COLORS** in laccato grigio piombo opaco. Base units in pearl tranché laminate, matt white lacquered wall units, matt lead grey lacquered column unit and open compartments **COLORS**.

Bring	laminato laminated	Bring	laccato opaco matt lacquered	Colors	laccato opaco matt lacquered
					
Tranchè Perla Pearl Tranchè STANDARD		Bianco White STANDARD		Piombo Lead	

Composizione 06





STILE ITALIANO

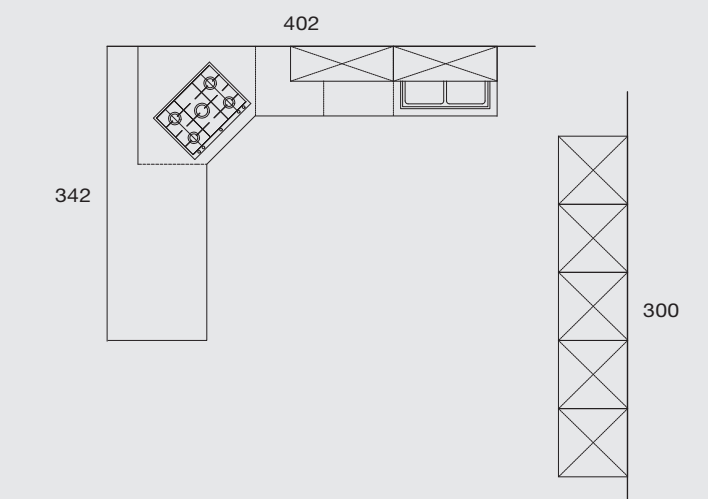
ITALIAN STYLE



Composizione 07
BRING. Basi con ante in laminato conchiglia, colonne COLORS in laccato opaco piombo, pensili COLORS con ante a telaio in laccato opaco piombo e vetro liscio semitrasparente satinato. Base units with doors in shell laminate, COLORS tall units in varnished matt lead, COLORS wall units with framed door in varnished matt lead and semi-transparent satin smooth glass.

Bring	laminato laminated	Colors	laccato opaco matt lacquered
Conchiglia	Shell	Piombo	Lead
STANDARD			

Composizione 07 



ORGOGLIOSAMENTE ITALIANA

PROUDLY ITALIAN

Composizione 08

BRING. Basi, pensili e colonne in laminato conchiglia, vani a giorno e cassetti COLORS in laccato opaco acquamarina. Base units, wall units and column units in shell laminate, matt aquamarine lacquered open compartments and drawers COLORS.

Bring laminato laminated



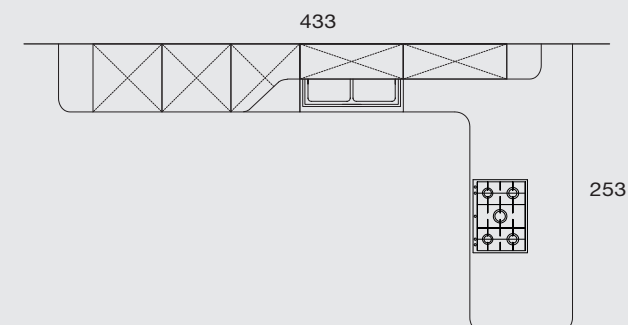
Conchiglia Shell STANDARD

Colors laccato opaco matt lacquered



Acquamarina Aquamarine

Composizione 08







PENISOLA ORGANIZZATA

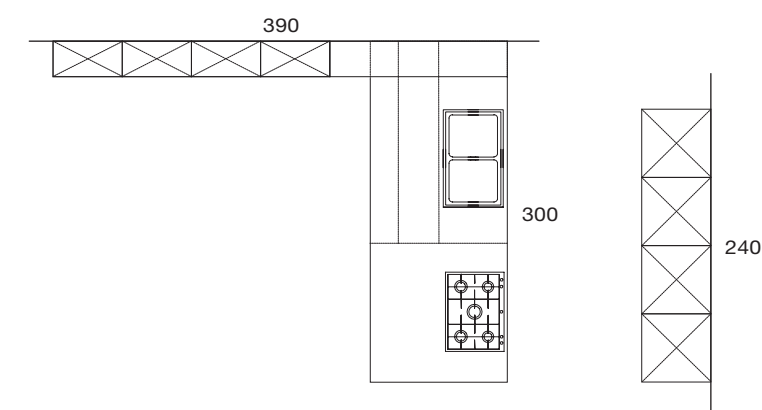
ORGANIZED PENINSULA

BRING DÀ LA POSSIBILITÀ DI OPTARE PER LA SOLUZIONE CON “ELEMENTI A PAVIMENTO”. POSIZIONATI AL CENTRO DELLA STANZA, ESALTANO LA PROFONDITÀ E LA LINEARITÀ DELLA COMPOSIZIONE CONFERENDOLE UN ASPETTO ESSENZIALE.

Bring also offers the optional solution with “floor-standing elements”. Placed in the middle of the room, they highlight the composition’s depth and linearity, giving it an essential look.



Composizione 09 



Composizione 09

BRING. Basi e pensili con ante in laminato conchiglia. Colonne **COLORS** in laccato opaco marron glacé e pensili **COLORS** con ante telaio laccato opaco marron glacé e vetro liscio semitrasparente stopsol. Base units and wall units with doors in shell laminate. **COLORS** tall units in varnished matt marron glacé and **COLORS** wall units with varnished matt marron glacé framed door and semi-transparent smooth Stopsol glass.

Bring laminato laminated



Conchiglia
Shell
STANDARD

Colors laccato opaco matt lacquered



Marron Glacé
Marron Glacé



I CASSETTI AD ESTRAZIONE TOTALE OFFRONO UNA VISUALE COMPLETA DEL CONTENUTO. LA VASTA GAMMA DI ACCESSORI CONSENTE DI OTTIMIZZARE GLI SPAZI E GARANTISCONO UNO SVOLGIMENTO RAZIONALE DELLE ATTIVITÀ IN QUANTO TUTTI GLI OGGETTI E GLI UTENSILI SONO SEMPRE ALL'ALTEZZA GIUSTA.

The drawers open fully to show all their contents, while the wide range of accessories allows optimisation of the space, ensuring rationality in work activities since all the items and utensils are always at the right height.




ARMONIE DI TONI NATURALI

THE HARMONY OF NATURAL SHADES




Composizione 10
BRING. Basi, colonne e pensili in laminato conchiglia. Cestoni in laminato grigio lava. Base units, column units and wall units in shell laminate. Storage units in lava grey laminate.

Bring laminato laminated

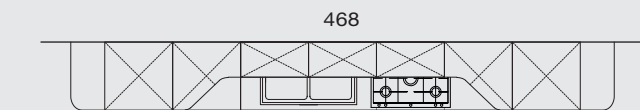


Grigio Lava
Grey Lava
STANDARD



Conchiglia
Shell
STANDARD

Composizione 10 




GIOCHI DI VOLUMI

ALTERNATING VOLUMES



Composizione 11
BRING. Isola centrale in laminato conchiglia e colonna midi in laminato grigio lava. Central island in shell laminate and midi column unit in lava grey laminate.

Bring laminato laminated

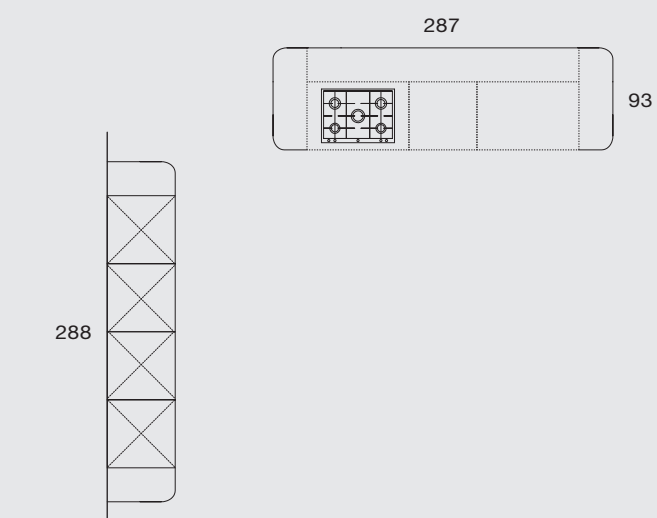


Grigio Lava
Grey Lava
STANDARD



Conchiglia
Shell
STANDARD

Composizione 11 




RAFFINATEZZA DELLE FORME

ELEGANT PROFILES

Composizione 12


BRING. Basi in laminato grigio lava, vani a giorno COLORS in laccato giallo opaco, pensili e colonna in laccato bianco opaco. Base units in lava grey laminate, matt pale yellow lacquered open compartments COLORS, matt white lacquered wall units and column unit.

Bring laminato laminated



Grigio Lava
Grey Lava
STANDARD

Bring laccato opaco matt lacquered



Bianco
White
STANDARD

Colors laccato opaco matt lacquered

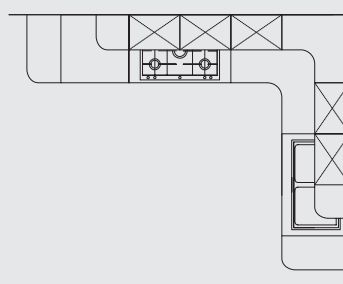


Giallo opaco
Matte yellow

Composizione 12



279



219

168



ASIMMETRIE IN CUCINA

KITCHEN ASYMMETRIES





VARIETÀ DI SOLUZIONI

CESTONI E CASSETTI CAPIENTI, ALTAMENTE ATTREZZATI. IL FASCINO DI BRING NON RISIEDA SOLTANTO NEL DESIGN RAFFINATO, MA ANCHE NELLA SCELTA DEI MATERIALI, COME IL FONDO CASSETTO IN VETRO TEMPERATO.

A VARIETY OF SOLUTIONS

Roomy and well-equipped storage units and drawers. Bring's charm is seen not just in the refined design, but also in the choice of materials, like the drawer bottoms in toughened glass.

Composizione 13


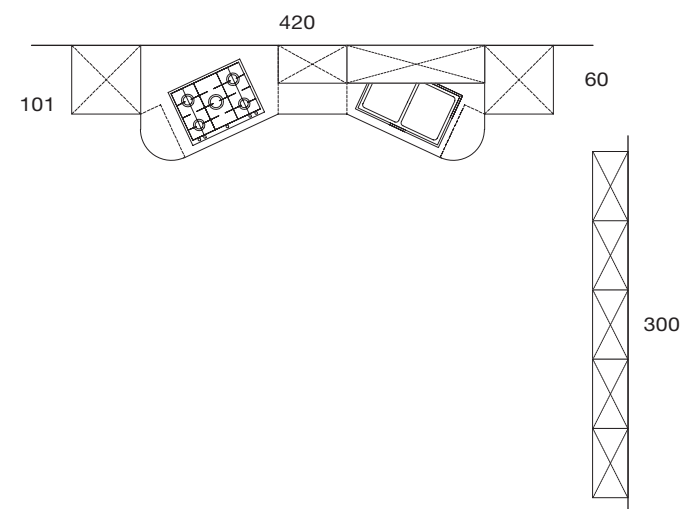
BRING. Basi, pensili e colonne con ante laccate lucido bianco. Base, wall and column units with glossy white lacquered doors.

Bring laccato lucido
gloss lacquered



Bianco
White
STANDARD

Composizione 13



IL PIANO DI LAVORO ABBANDONA IL CLASSICO ANDAMENTO LINEARE E DIVENTA UNA STRUTTURA VERSATILE E FLESSIBILE CHE SI ADATTA ALLE ESIGENZE DI SPAZIO E CHE NELLA SUA PARICOLARITÀ ESTETICA GARANTISCE IL MASSIMO COMFORT.

The worktop changes its classic linear form to become a versatile and flexible structure adapting to space requirements and ensuring maximum comfort.



Composizione 13
BRING. Basi, pensili e colonne **COLORS** con ante laccate opaco piombo.
 Base, wall and column units with matt lead lacquered doors.

Colors laccato opaco
 matt lacquered



Piombo
 Lead

Composizione 13

NELLA VARIANTE COLORE
 IN LACCATO OPACO PIOMBO
 RENDE GLI ELEMENTI
 DI DESIGN INTRAMONTABILI
 NEL TEMPO.

The varnished matt lead
 colour version gives
 the design elements
 a timeless feel.



TANTE POSSIBILI SOLUZIONI

LOTS OF SOLUTIONS



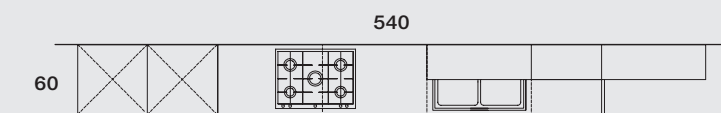
Composizione 14
BRING. Basi, pensili e colonne COLORS con ante in laccato lucido violetta.
COLORS base units, wall units and tall units with doors in varnished glossy violet.

Colors laccato lucido
gloss lacquered



Violetta
Violet

Composizione 14 




TENDENZE MADE IN ITALY

"MADE IN ITALY" TRENDS

Composizione 15

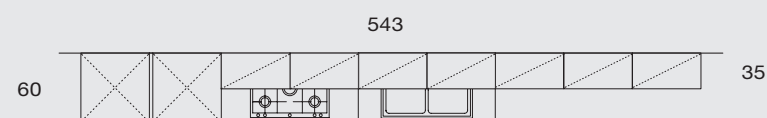
BRING. Basi, pensili e colonne COLORS con ante in laccate lucido piombo.
COLORS base units, wall units and tall units with doors in varnished glossy lead.

Colors laccato lucido
gloss lacquered



Piombo
Lead

Composizione 15








Composizione 16 LOOK SYSTEM 1172 cm

Composizione 16

BRING. Composizione con elemento penisola centrale, basi ribassate, boiserie con mensole e colonne COLORS in laccato lucido petrolio. Pensili BRILLANT in vetro colorato petrolio con telaio alluminio brill. A proposal with middle peninsula element, low base units, cladding with shelves and column units all in petroleum lacquered finish. Brillant wall units are in petroleum coloured glass with Brill aluminium frame.

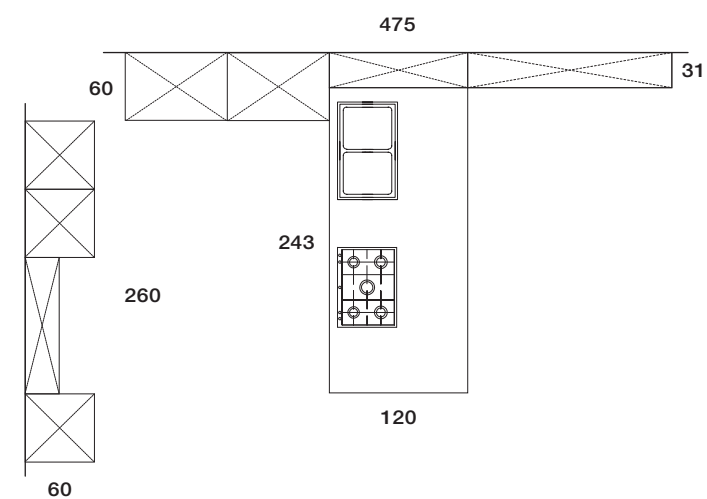
Colors laccato lucido
gloss lacquered

Brillant vetro liscio
smooth glass



Petrolio
Petroleum

Petrolio
Petroleum






FORME PARALLELE

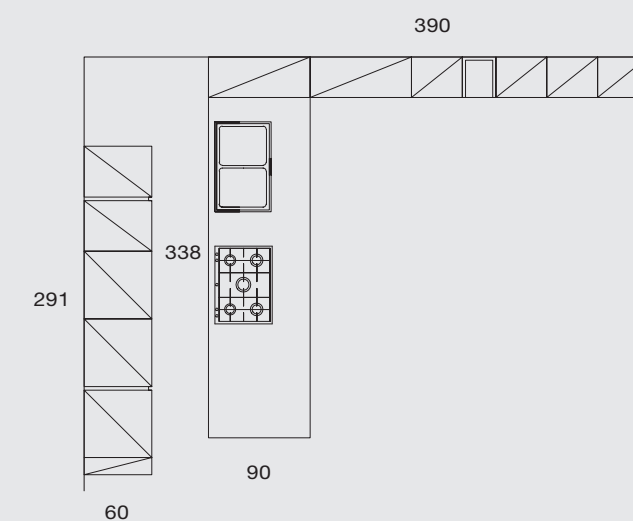
PARALLEL FORMS



Composizione 17
BRING. Basi e colonne **COLORS** in laccato lucido tortora. Pensili **COLORS** in laccato opaco bianco. Elemento terminale e vani a giorno **MILLY** in tranché grigio roccia. **COLORS** base units and tall units in varnished glossy turtledove. **COLORS** wall units in varnished matt white. **MILLY** end unit and open compartments in distinct rock grey.

Colors laccato lucido gloss lacquered	Colors laccato opaco matt lacquered	Milly laminato tranché tranché laminated
		
Tortora Dove	Bianco White	Grigio roccia Rock gray

Composizione 17 







LIBERTÀ MODULARE

MODULAR FREEDOM

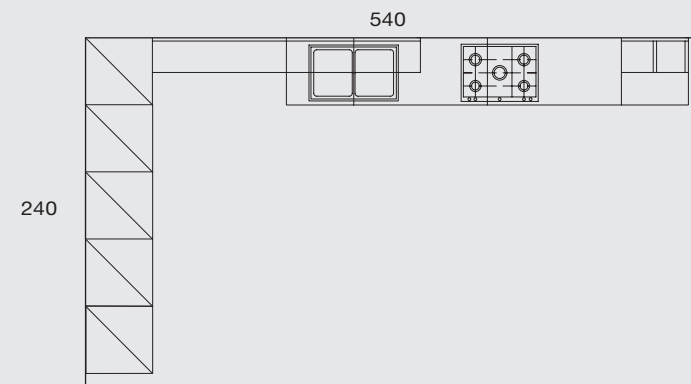
Composizione 19

BRING. Basi COLORS con ante in laccato opaco giallo, mensole in laccato opaco bianco e colonne midi BRILLANT in vetro colorato opaco bianco con telaio alluminio brill. Elementi a giorno MILLY in laminato castagno grigio. / COLORS base units with doors in varnished matt yellow, shelves in varnished matt white, and BRILLANT midi tall units in matt white glass with shiny aluminium frame. MILLY open units in chestnut grey laminate.

Bring	laccato opaco matt lacquered	COLORS	laccato opaco matt lacquered	Brillant	vetro liscio smooth glass	Milly	laminato frassino ash laminated
							
	Bianco White STANDARD		Giallo Yellow		Bianco White		Castagno grigio Grey-chestnut

Composizione 18

LOOK SYSTEM
H 72 cm



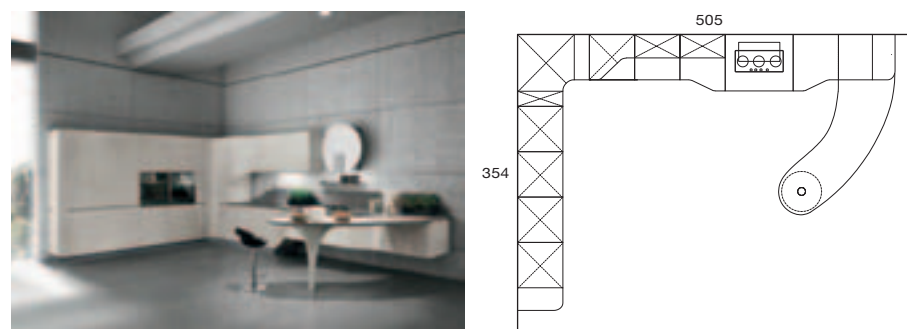
Composizione 01 page 06



Bring laminato laminated
Colors laccato opaco matt lacquered

Bianco Onda Onda White STANDARD
Piombo Lead

Composizione 04 page 18



Bring laminato laminated

Tranchè Perla Pearl Tranchè STANDARD

Composizione 07 page 30



Bring laminato laminated
Colors laccato opaco matt lacquered

Conchiglia Shell STANDARD
Piombo Lead

Composizione 10 page 42



Bring laminato laminated

Grigio Lava Grey Lava STANDARD
Conchiglia Shell STANDARD

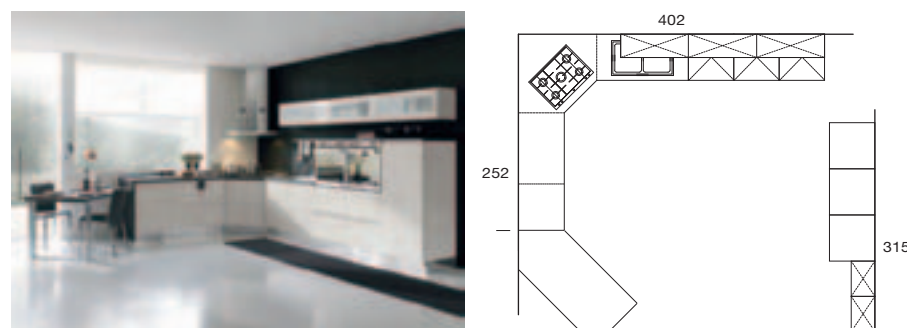
Composizione 02 page 08



Bring laminato laminated
Colors laccato opaco matt lacquered

Bianco Onda Onda White STANDARD
Piombo Lead

Composizione 05 page 22



Bring laminato laminated

Tranchè Perla Pearl Tranchè STANDARD

Composizione 08 page 34



Bring laminato laminated
Colors laccato opaco matt lacquered

Conchiglia Shell STANDARD
Acquamarina Aquamarine

Composizione 11 page 44



Bring laminato laminated

Grigio Lava Grey Lava STANDARD
Conchiglia Shell STANDARD

Composizione 03 page 16



Bring laminato laminated
Bring laccato opaco matt lacquered
Colors laccato opaco matt lacquered

Bianco Onda Onda White STANDARD
Bianco White STANDARD
Perla Pearl

Composizione 06 page 28



Bring laminato laminated
Bring laccato opaco matt lacquered
Colors laccato opaco matt lacquered

Tranchè Perla Pearl Tranchè STANDARD
Bianco White STANDARD
Piombo Lead

Composizione 09 page 36



Bring laminato laminated
Colors laccato opaco matt lacquered

Conchiglia Shell STANDARD
Marron Glacé Marron Glacé

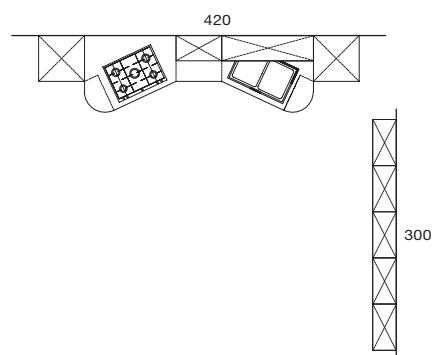
Composizione 12 page 46



Bring laminato laminated
Bring laccato opaco matt lacquered
Colors laccato opaco matt lacquered

Grigio Lava Grey Lava STANDARD
Bianco White STANDARD
Giallo opaco Matte yellow

Composizione 13 page 48

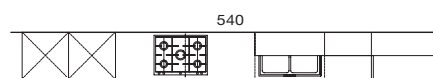


Bring laccato lucido
gloss lacquered



Bianco
White
STANDARD

Composizione 14 page 54

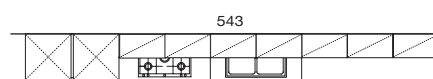


Colors laccato lucido
gloss lacquered



Violetta
Violet

Composizione 15 page 56

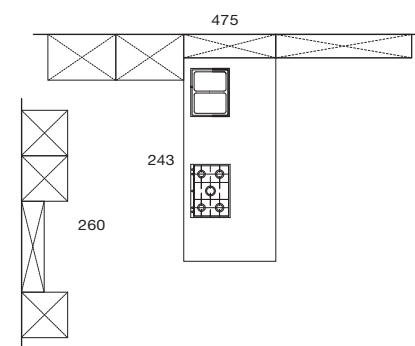


Colors laccato lucido
gloss lacquered



Piombo
Lead

Composizione 16 page 58



Colors laccato lucido
gloss lacquered



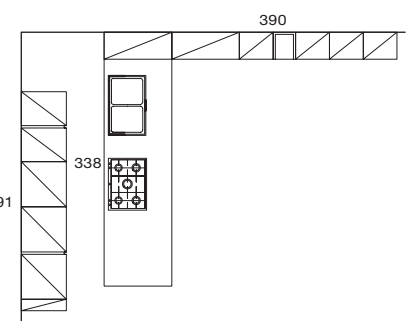
Petrolio
Petroleum

Brillant vetro liscio
smooth glass



Petrolio
Petroleum

Composizione 17 page 62



Colors laccato lucido
gloss lacquered




Tortora
Dove

Colors laccato opaco
matt lacquered



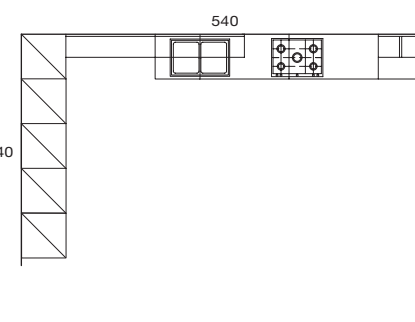
Bianco
White

Milly laminato tranchè
tranchè laminated



Grigio roccia
Rock gray

Composizione 18 page 64



Bring laccato opaco
matt lacquered



Bianco
White
STANDARD

Colors laccato opaco
matt lacquered



Giallo
Yellow

Brillant vetro liscio
smooth glass



Bianco
White

Milly laminato frassino
ash laminated



Castagno grigio
Grey-chestnut

Bring

Tipologie di zoccoli curvi
Types of baseboards



H. 12 cm
PVC colore bianco opaco
PVC colour matt white



H. 12 cm
PVC colore piombo opaco
PVC colour matt lead



H. 12 cm
PVC colore inox
PVC colour steel



H. 12 cm
PVC specchio
PVC mirror


Tipologie di zoccoli
Types of baseboards



H. 12 cm
PVC colore inox a specchio
PVC colour mirror finish steel
STANDARD



H. 12 cm
Alluminio colore Brown
Aluminium colour Brown
OPTIONAL



H. 10 / 15 cm
PVC colore inox a specchio
PVC colour mirror finish steel
OPTIONAL



H. 12 cm
PVC colore bianco opaco
PVC colour matt white
OPTIONAL



H. 10 / 12 cm
PVC colore inox
PVC colour steel
OPTIONAL

Telai Vetro Bring di serie
Frame Door Glass standard



Telaio Perla (vetro Stopsol)
Pearl frame (Stopsol glass)



Telaio Grigio Lava (vetro Stopsol)
Lava Grey frame (Stopsol glass)



Telaio Conchiglia (vetro Stopsol)
Seashell frame (Stopsol glass)



Telaio Bianco Onda (vetro Stopsol)
Wave White frame (Stopsol glass)



Telaio Melanzana (vetro Satinato)
Aubergine Frame (Satin glass)




Telaio Bianco (vetro Satinato)
White Frame (Satin glass)

Tipologia Vetri
Glass Colours



Satinato (SEMISTRASPARENTE)
Satin (SEMI-TRANSPARENT)




Stopsol (LISCIO SEMISTRASPARENTE)
Stopsol (SMOOTH SEMI-TRANSPARENT)

Bring

Laminati standard

Laminated Spessore anta 23 mm. Door thickness 23 mm.




Bianco Onda
Onda White



Tranchè Perla
Pearl Tranchè




Conchiglia
Shell




Grigio Lava
Gray Lava

Laccati standard

Lacquers Spessore anta 23 mm. Door thickness 23 mm.



Bianco opaco
Matt white



Bianco lucido
Gloss white



Melanzana lucido
Gloss aubergine

Colors

Laccati lucidi e opachi

Glossy and matt lacquered

Spessore anta 23 mm. Door thickness 23 mm.

Bianco White	Panna Cream	Corda Cord	Perla Pearl	Metallic
Tortora Dove	Marron Glacè Marron Glacè	Iris	Lilla Lilac	Acquamarina Aquamarine
Blu oceano Ocean Bleu	Violetta Violet	Cielamino Cyclamen	Vinaccia Grape Wine	Prugna Plum
Bordeaux	Rosso Fuoco Red Fire	Arancione Orange	Giallo Yellow	Verde Malva Green Mauve
Piombo Lead	Blu turchese Torquise blue	Verde smeraldo Emerald Green	Petrolio Petroleum	Nero Black

G* GRASS

IL PROGRAMMA COMPLETO DI CASSETTI
VERSATILE DAL DESIGN ESCLUSIVO,
UNICO E FUNZIONALE

THE COMPLETE PROGRAM OF DRAWERS VERSATILE
DESIGN EXCLUSIVE, UNIQUE AND FUNCTIONAL

Il passaggio a GRASS ha consentito di proporre l'intera gamma di elementi estraibili della STOSA sotto un'unica configurazione di sponde carenate che, oltre a soddisfare il fattore estetico, con le eleganti finiture in acciaio, conferiscono anche al prodotto di base un elevato standard qualitativo, il tutto abbinato ad una estrema coerenza in tutta la linea di prodotti siano essi standard che ridotti, basata sull'estrema scorrevolezza, resistenza e stabilità delle guide.

The change to GRASS permit to the entire range of STOSA pullout elements to be offered in a single configuration of covered sides which, as well as meeting aesthetic requirements, with elegant finishes in steel, give the basic product a high quality standard, all with extreme consistency in the whole line of standard and reduced products, based on the extreme smoothness, rigidity and stability of the runners.



SPONDE STANDARD
Sponde scatolate in acciaio.
Il sistema completo, preciso e personalizzato.

STANDARD SIDES
Box-type steel sides.
The complete, careful and custom system.



GUIDE
Sistema di apertura, ad estrazione totale. Standard - Ammortizzate - Push-pull.

RUNNERS
Full-extraction opening system. Standard - Damped - Push-pull.



SPONDE INOX OPTIONAL
Sponde scatolate in acciaio inox dal design elegante, ed eccellenti proprietà di scorrimento.

OPTIONAL STAINLESS STEEL SIDES
Box-type stainless steel sides featuring an elegant design, and excellent sliding.



ACCESSORI
Antigancio di serie: su tutta la gamma, integrabile a richiesta col sistema di sicurezza apertura per bambini.

ACCESSORIES
Safety device provided standard: for all the range, on request it can be integrated with the child safety opening system.

Design: Adriani e Rossi Edizioni
A. D. e Grafica: Adriani e Rossi Edizioni
Foto: Studio Indoor (Oderzo - TV)
Fotolito: Z13 - VR
Stampa: Varigrafica Alto Lazio (Roma)
stampato in Italia Agosto 2013

STOSA
CUCINE





Stosa S.p.A.

STAB., SEDE AMM.VA E RECAPITO POSTALE:
S.S. Cassia, Km. 149,5
53040 Radicofani (SI) Italy

GPS:
N 42° 53' 50,6"
E 11° 45' 53,5"

INFO:
tel. +39 0578 5711 r.a.
fax +39 0578 50088

INFO LINE:
840 000 691

www.stosa.it

stosa@stosa.it



MPA03162